


CENTURY II



new picture
of intake

Complimented by Comparison.



Century II . . . *the industry's proven leader.*

When quality counts, Hutchinson delivers with the most impressive collection of operating and construction features available on any portable grain auger today. *Compare for yourself:*

Additional Options

- Internal bearings on 6", 8" and 10" models. Standard on 12".
- Heavy gauge flight on 6", 8", 10" and 12" models.
- Heavy gauge tube on 10" models.
- Corn screens available on 8" and 10" models.



Sealed Oil Bath Drive
The sealed oil bath drive adds years of life to the drive chain and sprocket as a result of constant self-lubrication. 12" model includes fabricated steel housing for oil bath. All drivelines are solid steel and supported by low maintenance sealed bearings.



Galvanized Finish
The main tube of the CENTURY II is a durable galvanized finish. Heavy-duty aircraft cable with trussing aid in supporting the main auger.



High Capacity Discharge
The optional safety spout offers additional auger protection. Heavy duty bearings and components throughout will result in years of trouble free service.



Elevates and Lowers Smoothly
The undercarriage slides on four nylon rollers for smoother operation and reduced winch load. The dual angle iron track is welded to the tube for additional strength on the 6", 8" and 10" models. A box channel is used on the 12" model.




Wide-Based Undercarriage Design
Hutchinson's wide wheel base design and scissor type undercarriage constructed of high strength round tubing means greater stability during operation or while being towed. The tapered roller bearing hubs permit increased towing capability.



Hutchinson Century Augers meet the American Society of Agricultural Engineers Standard — Safety for Portable Agricultural Auger Conveying Equipment.



Choice of Drives
Your choice of PTO or Electric Drive (Electric not shown). The PTO drive can be driven from either side of the auger. A shear mechanism is incorporated in the PTO driveline for component protection. A band-on support provides a convenient method to carry the driveline during transport.

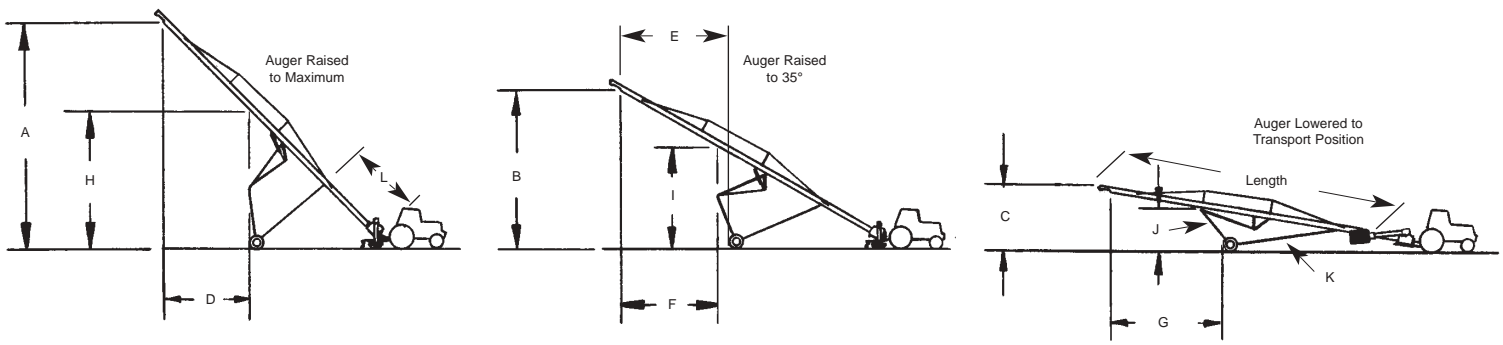


new picture of intake

Maximum Capacity Intake
The auger intake design provides maximum capacity and safety. Heavy duty flighting maximizes screw life.



Manual or Powered Lift System
A manual winch is standard equipment with labor saving hydraulic or electric winch options available. Hydraulic winch standard on 12" x 71' & 81' models.



Century II Portable Augers

Operating Heights and General Dimensions

Auger Diameter and Length	A	B	C	D	E	F	G	H	I	J	K	L	Tread Width Center of Tire
Discharge Height at Maximum	Discharge Height at 35°	Overall Height During Transport*	Closest Point to Bin at Maximum	Closest Point to Bin at 35° (ground level)	Closest Point to Bin at 35° (eave level)	Closest Point to Bin at Transport Position	Free Clearance Above Wheels at Max.	Free Clearance Above Wheels at 35°	Length of Upper Under-carriage Arm	Length of Lower Under-carriage Arm	Dist. From Intake to Under-carriage Mount		
6" x 31'	21'-8"	17'-8"	9'-4"	8'-3"	9'-11"	10'-1"	12'-9"	13'-4"	10'-8"	9'-7"	8'-0"	9'-0"	6'-5 1/2"
6" x 41'	29'-2"	23'-4"	10'-10"	11'-10"	13'-7"	13'-4"	17'-8"	17'-5"	13'-10"	12'-11"	11'-0"	10'-11"	6'-5 1/2"
6" x 51'	34'-8"	29'-2"	12'-13"	15'-1"	17'-4"	17'-4"	21'-8"	20'-5"	16'-9"	16'-0"	14'-0"	13'-3"	7'-5 1/2"
6" x 61'	43'-5"	34'-10"	13'-6"	17'-11"	21'-9"	19'-11"	26'-10"	30'-6"	20'-8"	20'-0"	16'-0"	17'-0"	7'-5 1/2"
8" x 33'	22'-6"	18'-4"	11'-9"	9'-8"	12'-2"	10'-8"	12'-6"	13'-3"	11'-5"	10'-0"	8'-6"	10'-10"	5'-10 1/2"
8" x 41'	26'-0"	23'-0"	12'-0"	13'-9"	15'-0"	16'-9"	17'-8"	15'-0"	13'-2"	11'-0"	10'-0"	11'-6"	6'-5 1/2"
8" x 47'	32'-0"	26'-5"	13'-2"	15'-5"	15'-10"	17'-4"	19'-2"	18'-5"	16'-0"	14'-0"	12'-9"	13'-1"	6'-5 1/2"
8" x 53'	34'-0"	29'-10"	13'-5"	17'-9"	17'-11"	20'-3"	21'-6"	18'-7"	17'-11"	15'-3"	14'-2"	15'-3"	7'-5 1/2"
8" x 57'	36'-6"	32'-1"	13'-5"	18'-6"	17'-7"	19'-0"	24'-0"	21'-2"	19'-0"	18'-0"	15'-6"	15'-6"	8'-2"
8" x 59'	40'-0"	33'-4"	13'-6"	18'-0"	19'-9"	18'-5"	23'-8"	23'-11"	20'-10"	20'-0"	16'-0"	15'-7"	8'-1/4"
8" x 62'	41'-0"	35'-0"	13'-3"	18'-9"	20'-11"	21'-0"	26'-6"	25'-0"	21'-0"	20'-0"	17'-2"	16'-9"	8'-8"
8" x 65'	43'-0"	36'-10"	14'-6"	20'-0"	22'-7"	23'-6"	27'-0"	24'-10"	21'-7"	20'-0"	17'-2"	19'-0"	8'-8"
8" x 71'	49'-0"	40'-2"	17'-9"	21'-9"	24'-1"	24'-2"	29'-6"	28'-11"	24'-0"	23'-0"	18'-9"	20'-11"	8'-8"
10" x 31'	19'-6"	17'-4"	11'-0"	11'-11"	11'-0"	11'-5"	11'-5"	10'-11"	10'-3"	9'-0"	7'-0"	10'-11"	6'-7"
10" x 41'	26'-0"	23'-0"	12'-10"	14'-0"	14'-11"	16'-8"	17'-7"	15'-0"	13'-3"	11'-0"	10'-0"	11'-8"	7'-3"
10" x 51'	34'-0"	28'-9"	14'-4"	15'-3"	16'-9"	19'-0"	20'-6"	20'-6"	17'-7"	16'-0"	14'-2"	14'-2"	8'-2"
10" x 57'	37'-0"	32'-2"	14'-2"	19'-9"	20'-7"	21'-2"	23'-10"	20'-3"	18'-5"	17'-0"	14'-2"	17'-2"	8'-8"
10" x 61'	41'-6"	34'-6"	15'-0"	18'-0"	20'-4"	20'-3"	25'-6"	25'-4"	21'-0"	20'-0"	17'-0"	16'-6"	8'-8"
10" x 65'	43'-0"	36'-10"	15'-2"	21'-3"	22'-9"	22'-6"	26'-8"	24'-0"	21'-6"	20'-0"	17'-0"	19'-2"	8'-8"
10" x 71'	49'-0"	40'-3"	17'-9"	22'-0"	25'-0"	24'-5"	29'-3"	28'-7"	23'-10"	23'-0"	18'-9"	21'-2"	11'-10 1/2"
12" x 31'	19'-6"	17'-4"	11'-4"	10'-9"	10'-9"	11'-3"	11'-5"	10'-11"	10'-3"	9'-0"	7'-0"	10'-11"	6'-7"
12" x 41'	26'-0"	23'-0"	13'-0"	13'-1"	14'-6"	11'-11"	17'-0"	15'-2"	13'-4"	11'-0"	10'-0"	12'-0"	7'-3"
12" x 51'	34'-0"	29'-0"	14'-5"	15'-0"	16'-7"	17'-9"	20'-0"	20'-6"	17'-9"	16'-0"	14'-2"	14'-7"	8'-2"
12" x 61'	41'-6"	34'-6"	15'-2"	17'-9"	20'-5"	20'-3"	25'-0"	25'-6"	20'-9"	20'-0"	17'-0"	16'-11"	8'-8"
12" x 65'	43'-0"	37'-0"	15'-3"	21'-6"	22'-6"	22'-2"	26'-6"	24'-0"	21'-7"	20'-0"	17'-0"	19'-6"	8'-8"
12" x 71'	49'-0"	40'-4"	17'-9"	22'-0"	24'-7"	24'-3"	28'-10"	28'-4"	23'-11"	23'-0"	18'-9"	21'-5"	11'-10 1/2"
12" x 81'	57'-0"	46'-0"	18'-0"	24'-3"	27'-11"	26'-8"	33'-5"	33'-4"	27'-11"	27'-0"	22'-0"	23'-7"	11'-10 1/2"

*Transport height will be slightly lower when attached to drawbar of towing vehicle.

IMPORTANT: Keep all shields and safety devices in place at all times. Observe all safety signs and warnings shown on the product and in the operator's manual. Hutchinson reserves the right to change design and/or specifications without notice or obligation.



P.O. Box 629 • Clay Center, KS 67432
 Ph. (785) 632-2161 • FAX (785) 632-5964
www.hutchweb.com

Call Toll-Free
1-800-523-6993
 For more information.

Distributed by: